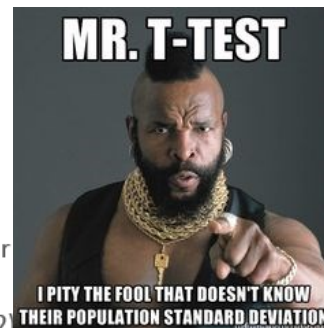


AP Statistics (2018-19)

Unit 10: Inference w/Means Chapters 23-25



11 23.1 Catapult Lab HW: 5 Big Ideas from Chap 23	12 23.2 1 Sample Conf Interval HW: p 555 (13,14)	13 23.4 1 Sample Hypothesis Tests HW: p557 (29, 30)	14	15 23.4 Computer Output HW: p554(9-12)
18 March Madness 	19 23.5 Review & Practice HW: p556 (17-20)	20 1 sample inference QUIZ 24.1 2 Sample CI p579 (3-6)	21	22 24.2 2 Sample Hyp Tests HW: p584 (27-30)

Video—1 sample Hypothesis Testing

<http://bit.ly/2nbADLO>

25 26 27 28 29

SPRING BREAK

Video—1-sample Confidence Intervals


<http://bit.ly/2mUhWQE>

1 25.1 Paired Samples HW: p602 (3-6)	2 MOCK EXAM TIPS	3 MOCK EXAM	4 	5 25.2 Review HW: 612 (10-13)
--	---------------------	-----------------------	-------	-------------------------------------

Video—2 sample inference

<http://bit.ly/2mg7JL7>

8 25.3 Review NONE – gather unit homework	9 NO CLASS PSAT/SAT	10 Unit 10 Test	11	12 Go over Tests
---	---------------------------	---------------------------	----	---------------------



“Torture numbers, and they’ll confess to anything”

- Gregg Easterbrook

		The Truth	
		H ₀ True	H ₀ False
My Decision	Reject H ₀	Type I error α	Correct 1- β
	Fail to Reject H ₀	Correct 1 - α	Type II Error β

Two-Sample

Single-Sample

Statistic	Standard Deviation
Difference of sample means	$\sqrt{\frac{\sigma_1^2}{n_1} + \frac{\sigma_2^2}{n_2}}$
Special case when $\sigma_1 = \sigma_2$	
	$\sigma \sqrt{\frac{1}{n_1} + \frac{1}{n_2}}$

Statistic	Standard Deviation
Sample Mean	$\frac{\sigma}{\sqrt{n}}$

Table entry for p and C is the point t^* with probability p lying above it and probability C lying between $-t^*$ and t^* .

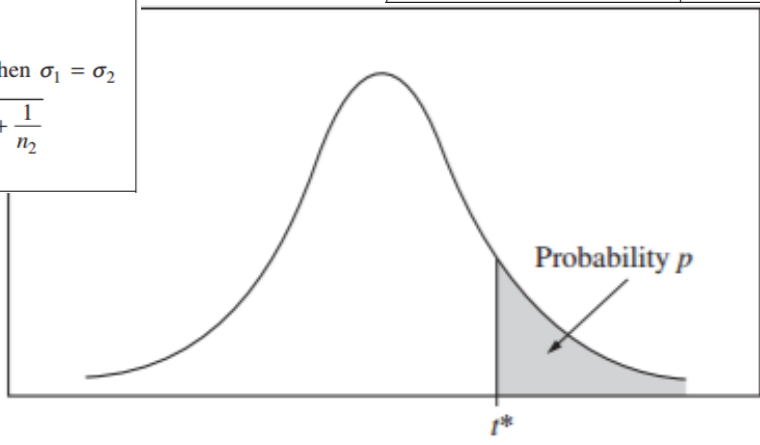


Table B *t* distribution critical values

df	Tail probability p											
	.25	.20	.15	.10	.05	.025	.02	.01	.005	.0025	.001	.0005
1	1.000	1.376	1.963	3.078	6.314	12.71	15.89	31.82	63.66	127.3	318.3	636.6
2	.816	1.061	1.386	1.886	2.920	4.303	4.849	6.965	9.925	14.09	22.33	31.60
3	.765	.978	1.250	1.638	2.353	3.182	3.482	4.541	5.841	7.453	10.21	12.92
4	.741	.941	1.190	1.533	2.132	2.776	2.999	3.747	4.604	5.598	7.173	8.610
5	.727	.920	1.156	1.476	2.015	2.571	2.757	3.365	4.032	4.773	5.893	6.869
6	.718	.906	1.134	1.440	1.943	2.447	2.612	3.143	3.707	4.317	5.208	5.959
7	.711	.896	1.119	1.415	1.895	2.365	2.517	2.998	3.499	4.029	4.785	5.408
8	.706	.889	1.108	1.397	1.860	2.306	2.449	2.896	3.355	3.833	4.501	5.041
9	.703	.883	1.100	1.383	1.833	2.262	2.398	2.821	3.250	3.690	4.297	4.781
10	.700	.879	1.093	1.372	1.812	2.228	2.359	2.764	3.169	3.581	4.144	4.587
11	.697	.876	1.088	1.363	1.796	2.201	2.328	2.718	3.106	3.497	4.025	4.437
12	.695	.873	1.083	1.356	1.782	2.179	2.303	2.681	3.055	3.428	3.930	4.318
13	.694	.870	1.079	1.350	1.771	2.160	2.282	2.650	3.012	3.372	3.852	4.221
14	.692	.868	1.076	1.345	1.761	2.145	2.264	2.624	2.977	3.326	3.787	4.140
15	.691	.866	1.074	1.341	1.753	2.131	2.249	2.602	2.947	3.286	3.733	4.073
16	.690	.865	1.071	1.337	1.746	2.120	2.235	2.583	2.921	3.252	3.686	4.015
17	.689	.863	1.069	1.333	1.740	2.110	2.224	2.567	2.898	3.222	3.646	3.965
18	.688	.862	1.067	1.330	1.734	2.101	2.214	2.552	2.878	3.197	3.611	3.922
19	.688	.861	1.066	1.328	1.729	2.093	2.205	2.539	2.861	3.174	3.579	3.883
20	.687	.860	1.064	1.325	1.725	2.086	2.197	2.528	2.845	3.153	3.552	3.850
21	.686	.859	1.063	1.323	1.721	2.080	2.189	2.518	2.831	3.135	3.527	3.819
22	.686	.858	1.061	1.321	1.717	2.074	2.183	2.508	2.819	3.119	3.505	3.792
23	.685	.858	1.060	1.319	1.714	2.069	2.177	2.500	2.807	3.104	3.485	3.768
24	.685	.857	1.059	1.318	1.711	2.064	2.172	2.492	2.797	3.091	3.467	3.745
25	.684	.856	1.058	1.316	1.708	2.060	2.167	2.485	2.787	3.078	3.450	3.725
26	.684	.856	1.058	1.315	1.706	2.056	2.162	2.479	2.779	3.067	3.435	3.707
27	.684	.855	1.057	1.314	1.703	2.052	2.158	2.473	2.771	3.057	3.421	3.690
28	.683	.855	1.056	1.313	1.701	2.048	2.154	2.467	2.763	3.047	3.408	3.674
29	.683	.854	1.055	1.311	1.699	2.045	2.150	2.462	2.756	3.038	3.396	3.659
30	.683	.854	1.055	1.310	1.697	2.042	2.147	2.457	2.750	3.030	3.385	3.646
40	.681	.851	1.050	1.303	1.684	2.021	2.123	2.423	2.704	2.971	3.307	3.551
50	.679	.849	1.047	1.299	1.676	2.009	2.109	2.403	2.678	2.937	3.261	3.496
60	.679	.848	1.045	1.296	1.671	2.000	2.099	2.390	2.660	2.915	3.232	3.460
80	.678	.846	1.043	1.292	1.664	1.990	2.088	2.374	2.639	2.887	3.195	3.416
100	.677	.845	1.042	1.290	1.660	1.984	2.081	2.364	2.626	2.871	3.174	3.390
1000	.675	.842	1.037	1.282	1.646	1.962	2.056	2.330	2.581	2.813	3.098	3.300
∞	.674	.841	1.036	1.282	1.645	1.960	2.054	2.326	2.576	2.807	3.091	3.291
	50%	60%	70%	80%	90%	95%	96%	98%	99%	99.5%	99.8%	99.9%

Confidence level C