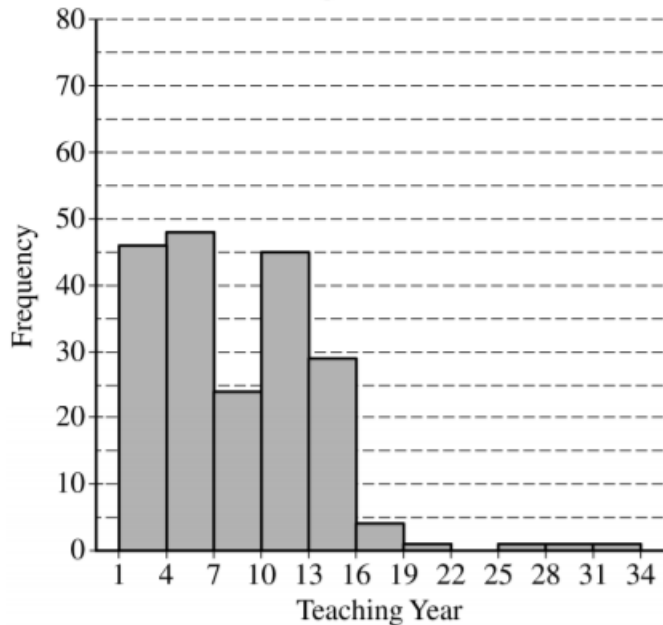


Monday, April 15, 2019

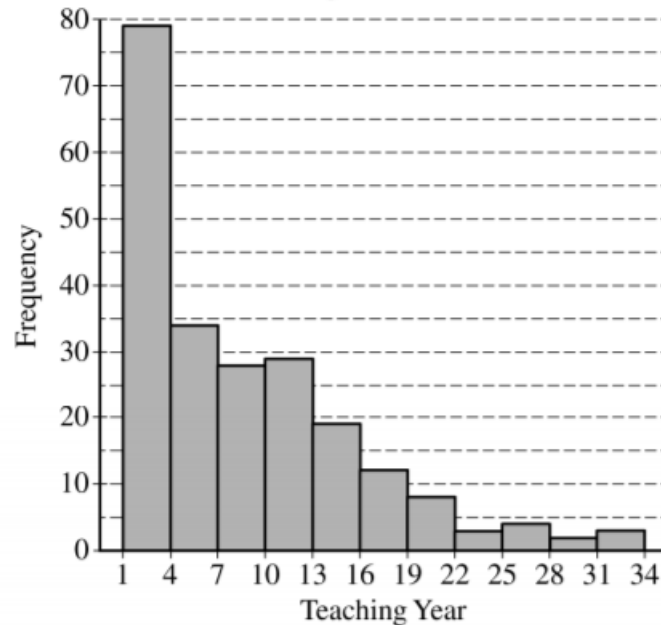
- Warm-up

- Explain how the median and mean relate to each other in each distribution.

High School A



High School B



- Talk about Mock Exams

- Ways to “fill your cup”

Objectives

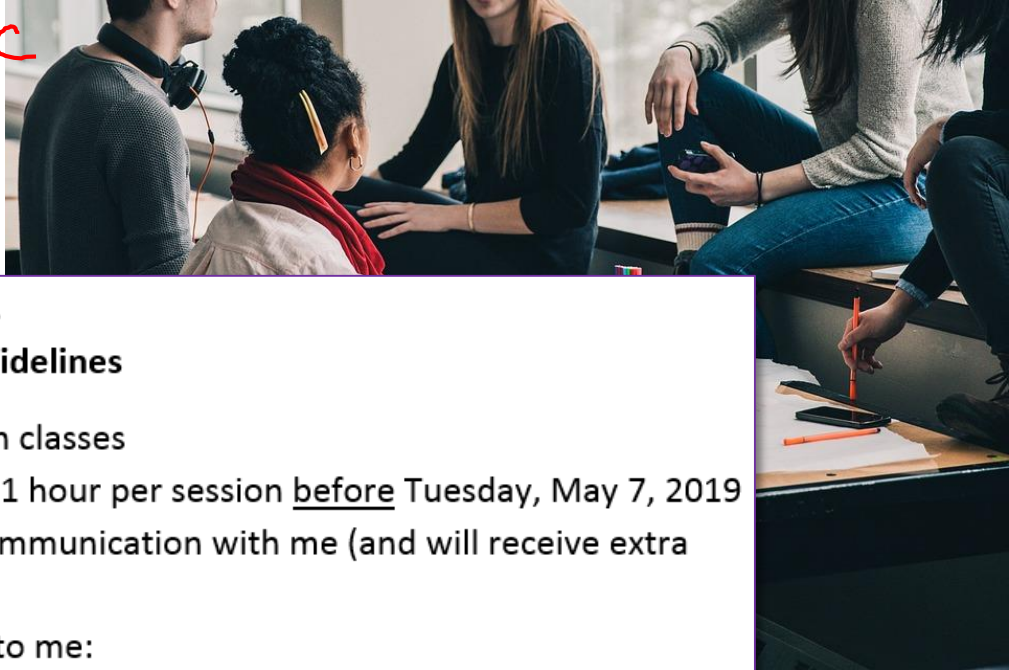
Content: I will better understand how to be successful on the AP Statistics Exam.

Social: I will participate and ask questions of my teacher when I do not understand.

Language: I will make note of **key vocabulary** and how best to **explain** those words.

Tuesday sessions → 1st MC
→ lunch
FR

Study Groups



AP Stats Study Group Guidelines

- Your group should have 3-5 people can be from both classes
- You need to meet at least 3 times for a minimum of 1 hour per session before Tuesday, May 7, 2019
- You need to select a “chairperson” who will be in communication with me (and will receive extra points for leading)
- Each time you meet, your chairperson must submit to me:
 - Attendance
 - Time/Date/Place
 - How each individual contributed
 - Evidence of session (photo, parents’ signature, video, etc – be creative)
- What you need to do (or can do)
 - Work through the mock exam – both MC and FR
 - Divide up share/teach different concepts
 - Can check out study guide from me
 - Can check out calculators from me
- This is a 30 point assignment (10 pts for each) that will be put in on May 7.

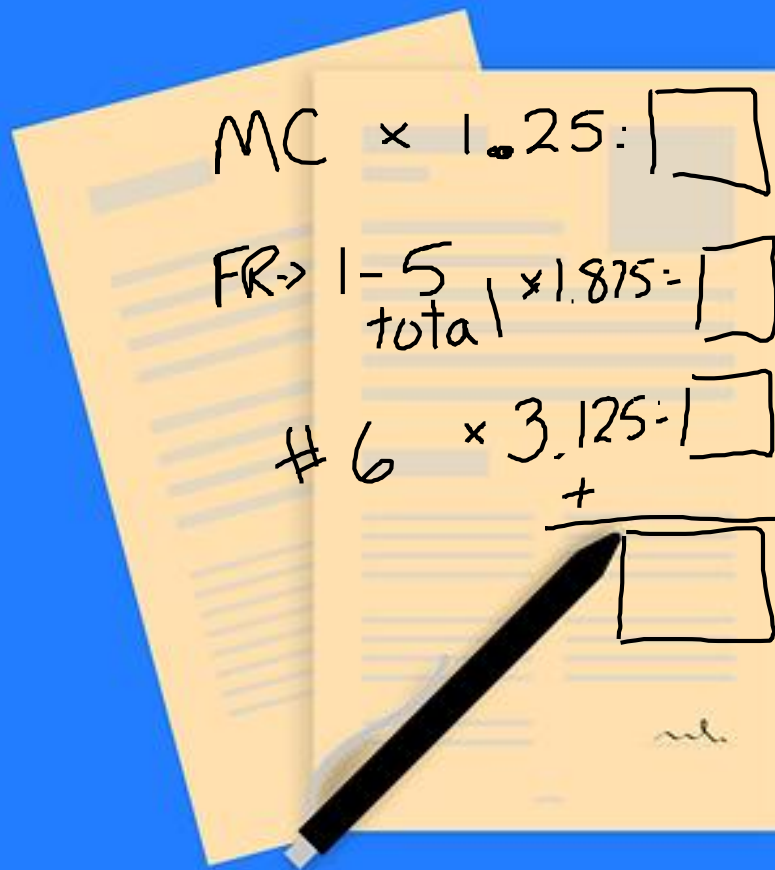
Objectives

Content: I will better understand how to be successful on the AP Statistics Exam.

Social: I will participate and ask questions of my teacher when I do not understand.

Language: I will make note of **key vocabulary** and how best to **explain** those words.

Mock Exams...



Cut Scores

AP	Points
5	69 - 100
4	55 - 68
3	42 - 54
2	32 - 41
1	0 - 31

Objectives

Content: I will better understand how to be successful on the AP Statistics Exam.

Social: I will participate and ask questions of my teacher when I do not understand.

Language: I will make note of **key vocabulary** and how best to **explain** those words.

SCORING STATISTICS

Question	Mean	Standard Deviation	Number of Possible Points
1	1.63	1.13	4
2	1.08	0.96	4
3	1.55	1.40	4
4	1.37	1.15	4
5	0.98	0.97	4
6	0.34	0.65	4

Objectives

Content: I will better understand how to be successful on the AP Statistics Exam.

Social: I will participate and ask questions of my teacher when I do not understand.

Language: I will make note of **key vocabulary** and how best to **explain** those words.

Video



Objectives

Content: I will better understand how to be successful on the AP Statistics Exam.

Social: I will participate and ask questions of my teacher when I do not understand.

Language: I will make note of **key vocabulary** and how best to **explain** those words.

“Take Aways”



Objectives

Content: I will better understand how to be successful on the AP Statistics Exam.

Social: I will participate and ask questions of my teacher when I do not understand.

Language: I will make note of **key vocabulary** and how best to **explain** those words.